

# PLANET Registry & Patient App

## Why are they important?



*A new era in the optimal planning of treatment and research of Neuroendocrine tumours (NETs) in Australia for patients and clinicians.*


NeuroEndocrine Cancer Australia, in collaboration with the eResearch department at Melbourne University, have developed a world class Neuroendocrine Tumour (NET) registry and mobile app.

They allow patients to safely and securely record vital data directly into the registry, such as:

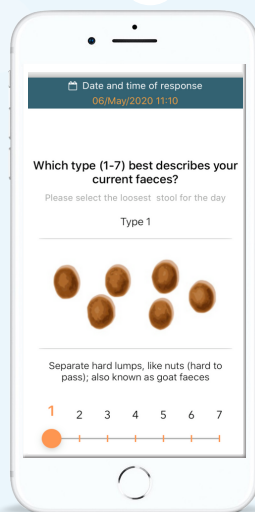
- Quality of Life survey
- Bristol Stool Scale
- Monthly Vitals
- ECOG Performance

PLANET Registry & App benefits:

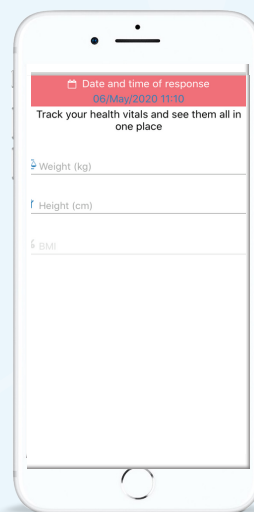
- Safe and secure (patient information de-identified)
- Endorsed by Melbourne University eResearch department
- Streamlining the collection of accurate patient data
- Assisting in the collection of vital data for the future care and treatment of NET patients



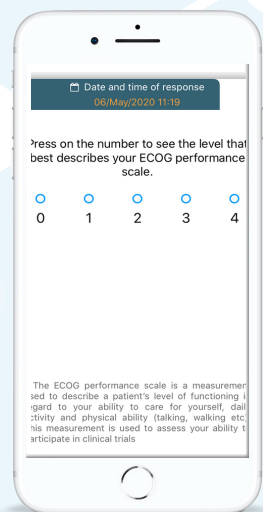
Quality of Life Survey



Bristol Stool Scale



Weekly Vitals



ECOG Performance



Support



Education



Research



Awareness



Advocacy

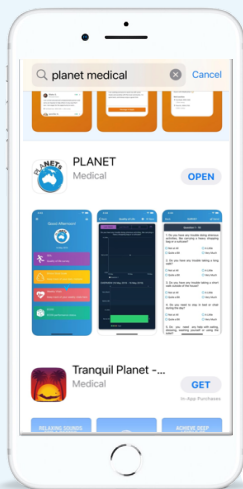
# PLANET Registry & Patient App

## How to Download & Patient Use Guidelines



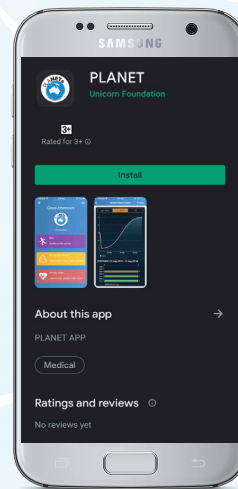
*Downloading the PLANET patient App is simple and doing so will assist your healthcare team in providing you with better support and specialised neuroendocrine cancer care.*

### To download for iOS



1. Go to the App Store and search for “PLANET medical”
2. Click on “install” and wait until the “PLANET” icon appears on your device
3. Tap the icon to open the app then enter your activation code provided by your clinician (App ID)
4. Click on “activate” and you have successfully connected your device to the study

### To download for Android



1. In Google Play Store, search for “PLANET neuroendocrine”
2. Click on “install” and wait until the “PLANET” icon appears on your device
3. Tap the icon to open the app then enter your activation code provided by your clinician (App ID)
4. Click on “activate” and you have successfully connected your device to the study

### Important Note

To ensure the safety and security of this app, a unique verification code will be required to access the app. ONLY your clinician will be able to provide you with this code AFTER they have added you to the PLANET registry. Download the PLANET app using the instructions below and ask your clinician for your unique authentication code at your next appointment so you can start entering your vitals today.

### How often should I fill out the surveys?

You should discuss this with your clinician or nurse, however, we suggest this simple guide based on your treatments:

Treatment	App Use Frequency
SSA	Monthly
PRRT	Monthly
Chemo - Carbo / Etop	3 weekly
CAPTEM	4 weekly
Everolimus	Initially 1-2 weeks, then 4-6 weekly
Sunitinib	Initially 1-2 weeks, then 4-6 weekly
Telotristat	Variable depending on other treatment
Immunotherapy	Monthly
Other	Monthly

### What messages will I receive?

You may receive occasional messages from your clinician. It is the hope of this project, to be able to easily identify patients for clinical trials so that we can improve NET research into the future. You may also receive a message about participating in a survey. Please note messages can only be sent from the clinician to the app user, and not from the app user to the clinician. If you have concerns please contact your clinician as you would normally.

We would like to thank our wonderful patients for being involved in this vital project. Only by working together can we look forward to a better future. For more instructions and videos please visit our website.



Support



Education



Research



Awareness



Advocacy